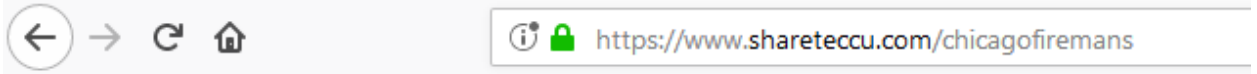


Chicago Firemans Online Banking Walkthrough

Enrolling in Online Banking for the first time, the following steps will need to be completed:

1. Go to <https://www.shareteccu.com/chicagofiremans> or click the link provided on the Credit Union's web page <http://chicagofiremansacu.org> to log into the NEW Online Banking home page.
2. First time users (or members who are new to this Home Banking site) will need to select "Click HERE to enroll now".

Chicago Firemans Online Banking Walkthrough



Welcome to Chicago Firemans Association Credit Union Home Banking

Welcom

- **Online Banking Signup Help:** [Click Here](#)
- **All Members** must re-enroll in online banking as of 07/01/2018.
- **Password Requirements:** Your password must be a minimum of 6 characters in length and contain at least one upper and lower case letter. Remember that you may change your password any time by logging in and clicking the Services tab.
- If you have any questions, please call us at (312) 791-0834
- **PLEASE NOTE: A TEMPORARY PASSWORD WILL BE EMAILED WITH INITIAL ENROLLMENT.**

Member Login	Enrolling Members
<p>We have added security measures to better protect you from fraud. A one time enrollment process will be required to establish authentication questions and a confidence word so you can be confident when you login to home banking.</p> <p>Login ID: <input type="text"/></p> <p>Password: <input type="password"/></p> <p>Login</p> <p>Forgot Your Password?</p>	<p>Click HERE to enroll now</p> <p>If you are an existing Credit Union member, you can enroll today into Home Banking!</p>



Chicago Firemans Online Banking Walkthrough



Sign up for Home Banking

You must currently be a member of this credit union to sign up for home banking, please enter your information below.

MEMBER NUMBER:

EMAIL:

CONFIRM EMAIL:

BIRTH DATE: (MM/DD/YYYY)

I acknowledge I have read and agree to the terms of the [Online Disclosure](#)

3. Enter your member account number and email address. Click the box to acknowledge that you have read and agree to the terms of the Home Banking disclosure. Then click the box labeled "Sign Up".



Sign up for Home Banking

You must currently be a member of this credit union to sign up for home banking, please enter your information below.

MEMBER NUMBER:

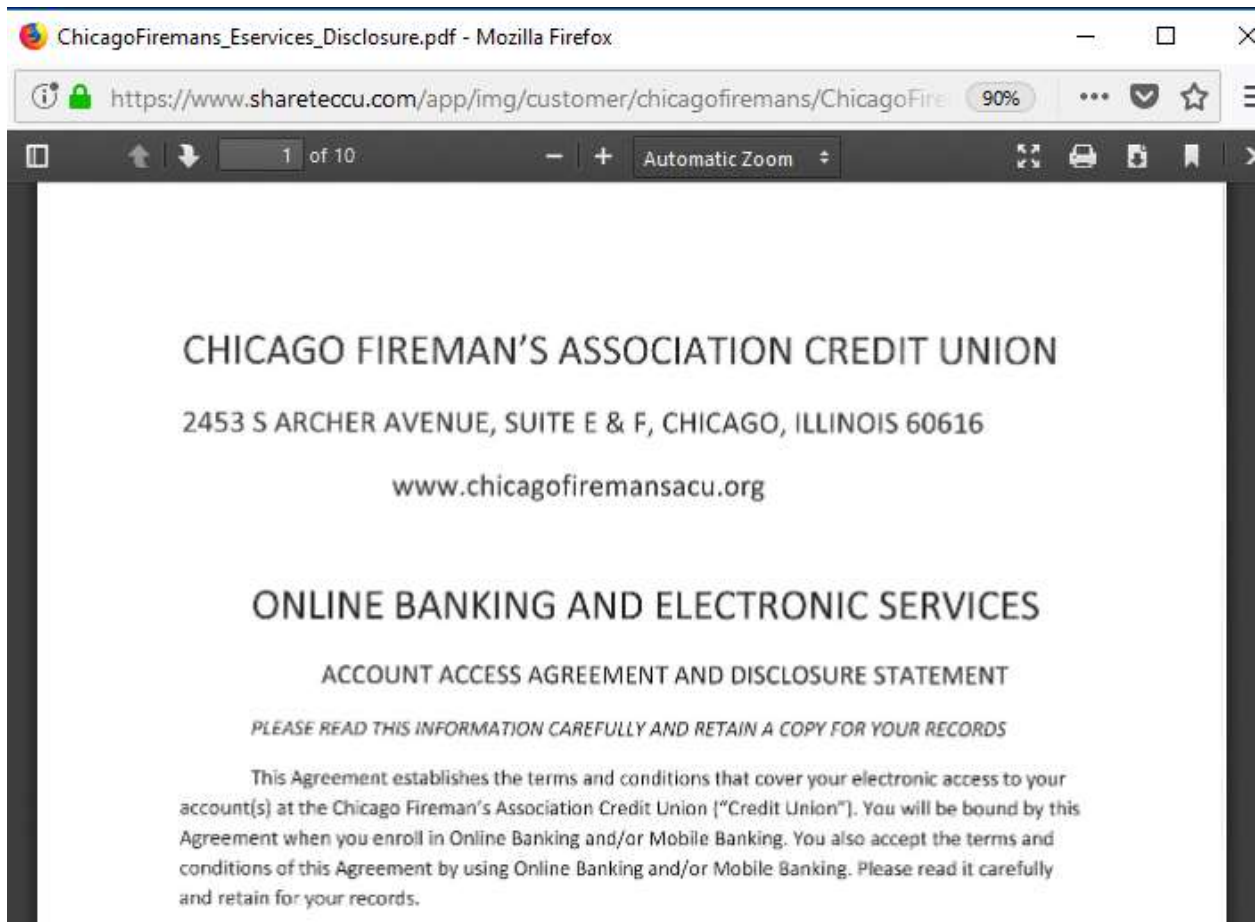
EMAIL:

CONFIRM EMAIL:

BIRTH DATE: (MM/DD/YYYY)

I acknowledge I have read and agree to the terms of the [Online Disclosure](#)

Chicago Firemans Online Banking Walkthrough



4. Obtain your temporary password from your email address that you specified in the above screen.



Chicago Firemans Online Banking Walkthrough

5. After pressing 'Click Here to Login', a screen will appear for you to enter your Login ID. This is your member account number.



Welcome to Chicago Firemans Association Credit Union Home Banking

Welcome to Chicago Fireman's New Online Banking Site!

- **Online Banking Signup Help:** [Click Here](#)
- **All Members** must re-enroll in online banking as of 07/01/2018.
- **Password Requirements:** Your password must be a minimum of 6 characters in length and contain at least one upper and lower case letter. Remember that you may change your password any time by logging in and clicking the Services tab.
- If you have any questions, please call us at (312) 791-0834
- **PLEASE NOTE: A TEMPORARY PASSWORD WILL BE EMAILED WITH INITIAL ENROLLMENT.**

Member Login	Enrolling Members
<p>We have added security measures to better protect you from fraud. A one time enrollment process will be required to establish authentication questions and a confidence word so you can be confident when you login to home banking.</p> <p>Login ID: <input type="text"/></p> <p><input type="button" value="Login"/></p>	<p>Click HERE to enroll now If you are an existing Credit Union member, you can enroll today into Home Banking!</p>



6. You will be prompted to answer a series of three authentication questions and select a "confidence word". This is a word or phrase that will show on your log-in screen to let you know that you have come to the authentic site for Mid-Illini Credit Union's Online Banking. Please note that answers to your authentication questions are case sensitive and you may not answer all of your questions with the same answer.

Remember me on this computer: This should be selected on the primary computer the member will be accessing HB with. If you log-in from another computer, the system will prompt you to answer one of your chosen Authentication Questions to verify your identity. Select "save" when complete.

Chicago Firemans Online Banking Walkthrough



Enrollment

You must now select your authentication questions and confidence word. Each of the drop-down menu items contains eight questions for you to choose from. Then you must select a confidence word. These extra validations will ensure you have connected to the authorized online banking site

AUTHENTICATION QUESTION 1

ANSWER

AUTHENTICATION QUESTION 2

ANSWER

AUTHENTICATION QUESTION 3

ANSWER

CONFIDENCE WORD

Remember me on this computer.

Select "Click Here to Login,"



Request Successful. Thank you.

Your confidence word has been set. Please store in a safe place.


[Click Here to Login](#)

7. After completing Authentication Questions, you will be returned to the login page and verify the Confidence Word.

Chicago Firemans Online Banking Walkthrough



Verify Confidence Word and Enter Password

 Please enter the Login ID name and Password.

Welcome to Chicago Fireman's New Online Ba

- Online Banking **Signup Help:** [Click Here](#)
- **All Members** must re-enroll in online banking as of 07/01/2018.
- **Password Requirements:** Your password must be a minimum of 6 characters in length and contain at least one upper and lower case letter. Remember that you may change your password any time by logging in and clicking the Services tab.
- If you have any questions, please call us at (312) 791-0834
- **PLEASE NOTE: A TEMPORARY PASSWORD WILL BE EMAILED WITH INITIAL ENROLLMENT.**

Member Login	Enrolling Members
<p>To enhance the security of your account we will display a confidence word and ask you to enter your password. If the confidence word is not what you selected during enrollment, DO NOT log in and call Laramie Plains Federal Credit Union immediately to report the incident.</p> <p>Confidence Word: bsdc</p> <p>Password: <input type="password"/></p> <p><input type="button" value="Login"/> <input type="button" value="Return"/></p> <p>Forgot Your Password?</p>	<p>Click HERE to enroll now</p> <p>If you are an existing Credit Union member, you can enroll today into Home Banking!</p>



8. Enter the password that you received in your email and then press "Login".

Note: If you did not select "Remember me on this computer" in a previous screen, a Security Check will be performed and you will be prompted to answer one of the questions selected along with inputting your email address:

Returning Members	Enrolling Members
-------------------	-------------------

Chicago Firemans Online Banking Walkthrough

You are seeing this page because you have not previously used this computer to log into home banking. If this is a new computer, a new browser, or a different computer than the one you enrolled on and you feel it is a safe computer, select "Remember me on this computer".

In what year (YYYY) did you graduate from high school?

Answer:

Email Address:

Remember me on this computer.

Login

Return

Click [HERE](#) to enroll now

If you are an existing Credit Union member, you can enroll today into Home Banking!

- The next step is to select a new password. It must be at least 8 characters in length, and must contain 1 capital letter, 1 number and 1 special character (!, @, #, \$, or %).

Your password has expired, you must change it now.

Login ID:

Current Password:

New Password:

Reenter New Password:

Member Number
Password from email
Create new password

- Once you have chosen your new password, the following screen will be displayed for you to set up Forgot Password Questions. Please note that answers to these questions are case sensitive and you may not answer all of your questions with the same answer:

Chicago Firemans Online Banking Walkthrough



Home

Accounts

Statements

Services

Mail

Alerts

Logout

Setup Forgot Password Questions

There is no record of forgot password questions.

Answer one or more of the following questions

What is your mother's maiden name?

What is your birth date (mm/dd/yy)?

What high school did you graduate from?

What is your favorite sports team?

Save

11. Once you have saved your answers, you will be directed to your Online Banking Account:



Home

Accounts

Statements

Services

Mail

Alerts

Logout

Welcome to Online Banking.

Last Login: 6:48 AM CDT August 14, 2018
Last Failed Login: 6:51 AM CDT August 14, 2018

Account Information

Messages

NOTE: If you have not yet signed up for E-Statements – you will be asked if you would like to receive electronic E-Statements at this time.

Chicago Firemans Online Banking Walkthrough




If you do not sign up for E-Statements at this time – you will move forward into the Home Banking.



If you do wish to sign up for E-Statements – you will be taken to the Statements tab in the Home Banking interface to complete the confirmation of ability to view a pdf (this reasonably ensures that you will be able to successfully view your e-statements each month as they are displayed in home banking).

Chicago Firemans Online Banking Walkthrough



[Help](#) | [Privacy](#) | [Contact Us](#)

[Home](#) | [Accounts](#) | [Statements](#) | [Services](#) | [Mail](#) | [Alerts](#) | [Logout](#)

Statements August 14, 2018

Your e-Statements will be delivered in PDF format and can be viewed, printed, and saved for future reference using Acrobat Reader. An email will be sent to your email address on file to inform you that your e-Statement is available. Your e-Statements will be available to you online for 12 months.

In order to sign up for electronic statements, you must be able to view the following PDF document and obtain the access code within it to proceed. If you are unable to view the PDF, you may need to download and install Acrobat Reader.

[Click here to open a PDF document and obtain the Access Code](#)

Enter Access Code from the PDF:

To start receiving e-Statements and stop receiving printed paper statements, click on the button below.

[Start e-Statements](#)

You will be asked to click on the Access Code link – view the pdf document that opens in the link and then enter the code in the Access Code box that is opened for entry (the Access Code box will not be available/open to enter information until the link is clicked on and pdf is viewed). Once the correct code is entered – you will click on the Start e-Statements button and your account is updated to receive only electronic E-Statements moving forward.

Chicago Firemans Online Banking Walkthrough

Automatic Zoom



4858

If you wish to discontinue E-Statements – you can manually click on the Stop e-Statements option from this same Statements tab in the Home Banking tab or reach out to your Member Services representative at the credit union.

Chicago Firemans Online Banking Walkthrough



[Home](#) [Accounts](#) [Statements](#) [Services](#) [Mail](#) [Alerts](#) [Logout](#)

Statements

If you wish to stop receiving e-statements, please click the button below. Note that by clicking the below button you may lose access to old statements should you wish to sign up again at a later date.

[Stop e-statements](#)