


The Communal Co-Operative Credit Union's Step-by-Step Online Banking Walkthrough Guide

When enrolling in Online Banking for the first time, the following steps will need to be completed:

1. Go to the Communal Co-op's website and click the link provided on the Credit Union's web page to log into the Online Banking site. **Note: Do not use a previously saved favorite or link to get to the new Online Banking site.**
2. Select the "Existing Members, please CLICK HERE to use our New Online Banking Site for the first time" phrase to use the online banking site for the first time. If you're not a member please select the "NOT A MEMBER?" to open an account online and start your membership.

Member Login	Enrolling or New Members
<p>Enter your Login ID</p> <p>Login ID: <input type="text"/></p> <p><input type="button" value="Login"/></p>	<p>Existing Members, please CLICK HERE to use our New Online Banking Site for the first time.</p> <p>Become a Member and apply for new accounts below!</p> <p></p>



3. Enter your member number, email address, home phone, and birth date. Read the disclosure, mark the box, and click on "Sign Up".

Sign up for Home Banking

You must currently be a member of this credit union to sign up for home banking, please enter your information below.

MEMBER NUMBER:

EMAIL:

CONFIRM EMAIL:

HOME PHONE: (555-555-5555)

BIRTH DATE: (MM/DD/YYYY)



4. A Change Login ID screen will then pop up, where you will enter your new Login ID at the top and reenter the new Login ID below.

Change Login ID

Please enter your new Login ID to continue.

Please enter your New Login ID. Your Login ID cannot be the same as your Member Number.

Reenter New Login ID:

Save

5. At this point, a temporary password has been sent to the above entered email (you may have to check your spam/junk folder if you can't find it). Press "Click Here to Log In" to advance on.

Welcome to Home Banking


You have successfully registered for Home Banking!

A temporary password has been sent to your email address on file. You will be required to change it at first login.

[Click Here to Login](#)



6. You will be routed back to the main screen. Enter your new Login ID and press the “Login” button.

Member Login	Enrolling or New Members
<p>Enter your Login ID</p> <p>Login ID: <input data-bbox="399 478 672 520" type="text"/></p> <p><input data-bbox="483 533 586 575" type="button" value="Login"/></p>	<p>Existing Members, please CLICK HERE to use our New Online Banking Site for the first time.</p> <p>Become a Member and apply for new accounts below!</p> <div data-bbox="954 632 1269 751"></div>



7. You will be prompted to answer a series of three authentication questions and enter a confidence word.

Select your authentication questions, answers, and a confidence word. You MUST SELECT AND ANSWER ALL THREE. **Please note that answers to your authentication questions are case sensitive.** Next, choose a confidence word (can be anything you make up). These extra validations will ensure you have connected to the authorized the Communal Online Banking site.

Remember me on this computer: If you mark this box, the site will recognize the computer you are using in the future and you will not be asked authentication questions (mark if you are on a trusted computer).

After all information has been entered, press the “Save” button.

Enrollment

Now select your authentication questions, answers and a confidence word. You MUST SELECT AND ANSWER ALL THREE. Then you must choose a confidence word. These extra validations will ensure you have connected to the authorized online banking site.

AUTHENTICATION QUESTION 1
ANSWER

AUTHENTICATION QUESTION 2
ANSWER

AUTHENTICATION QUESTION 3
ANSWER

CONFIDENCE WORD

Remember me on this computer.

8. Your questions and confidence word have now been set. Select “Click Here to Login” to proceed to the login page where you will now see your newly chosen confidence word.

Request Successful. Thank you.

Your confidence word has been set. Please store in a safe place.

[Click Here to Login](#)



9. You will now be returned to the login page. Verify your confidence word and enter your temporary password (the one sent via email) and press “Login”.

Member Login

To enhance the security of your account, we will display a confidence word and ask you to enter your password. If the confidence word is not what you selected during enrollment, DO NOT log in and contact Communal immediately to report it.

Confidence Word: **bsdc**

Password:

[Forgot Your Password?](#)

10. The next step is to select a new password. **Password Requirements: Password must be a minimum of 8 characters in length with mixed case letters, contain at least one number, and must be changed if weak.**

Your password has expired, you must change it now.

Login ID:

New Login ID

Current Password:

Password Sent to Email

New Password: (At least 8 characters, at least one upper and one lower case, at least one number, and must change if password is weak)

Reenter New Password: (must meet password requirements)

Create New Password



11. Once you have chosen your new password, the following screen will be displayed for you to set up **Forgot Password Questions**. You can choose to answer **ONE or more**.

Setup Forgot Password Questions

There is no record of forgot password questions.

Answer one or more of the following questions

What is your mother's maiden name?

What is your birth date (mm/dd/yy)?

What high school did you graduate from?


What is your favorite sports team?

Save

12. Once you have saved your answers, you will be directed to login into your new Online Banking Account!

Home Accounts Transfers Statements Applications Mail Alerts Logout

Welcome to Online Banking. Last Login: 3:38 PM EST January 18, 2018
Last Failed Login: N/A

Account Information			Messages
My Accounts	Available Balance:	Current Balance:	 0 New Messages
<input type="text"/>			Email Address <input type="text"/>

