

# Generations Federal Credit Union

## Step-by-Step Online Banking Walkthrough Guide

When enrolling in Online Banking for the first time, the following steps will need to be completed:

1. Go to Generations FCU website and click the link provided on the Credit Union's web page to log into the Online Banking site. **Note: Do not use a previously saved favorite or link to get to the new Online Banking site.**
2. Select "Click HERE to enroll now" or the green button.

<p><b>RETURNING MEMBERS</b></p> <p>Enter your Login ID below</p> <p>Login ID: <input type="text"/></p> <p><input type="button" value="Login"/></p>	<p><b>FIRST TIME USERS ENROLL BELOW</b></p> <p><a href="#">CLICK HERE OR BELOW!</a></p> <p><input type="button" value="Enroll Today!"/></p>
--	---

3. Enter your member number, social security number, email address and birth date. Click on the box labeled "Sign Up". You will then be prompted to change your login ID.

### Sign up for Home Banking

You must currently be a member of this credit union to sign up for home banking, please enter your information below.

MEMBER NUMBER:

SOCIAL SECURITY:   
(no dashes)

EMAIL:

CONFIRM EMAIL:

BIRTH DATE:  (MM/DD/YYYY)

### Change Login ID

---

Please enter your new Login ID to continue.

**Please enter your New Log In ID. Your Log In ID cannot be the same as your Member Number.**

**Reenter New Login ID:**

4. At this point, a temporary password has been sent to the above entered email (you may have to check your spam/junk folder if you can't find it). Press "Click Here to Log In" to advance on.

### Welcome to Home Banking

You have successfully registered for Home Banking!

A temporary password has been sent to your email address on file. You will be required to change it at first login.

[Click Here to Login](#)

5. You will be routed back to the main screen. Enter your Login ID and press the “Login” button.

RETURNING MEMBERS	FIRST TIME USERS ENROLL BELOW
<p data-bbox="232 470 542 499">Enter your Login ID below</p> <p data-bbox="313 590 423 619">Login ID: <input data-bbox="435 583 698 625" type="text"/></p> <p data-bbox="513 646 618 682"><a href="#">Login</a></p>	<p data-bbox="837 470 1089 499"><a href="#">CLICK HERE OR BELOW!</a></p> <p data-bbox="976 617 1247 709"><a href="#">Enroll Today!</a></p>

6. You will be prompted to answer a series of three authentication questions and enter a confidence word.

Select your authentication questions, answers, and a confidence word. Each of the three drop-down menus contains eight questions and you **MUST SELECT AND ANSWER ALL THREE**. **Please note that answers to your authentication questions are case sensitive**. Next, choose a confidence word (can be anything you make up). These extra validations will ensure you have connected to the authorized Lincoln County Online Banking site.

Remember me on this computer: If you mark this box, the site will recognize the computer you are using in the future and you will not be asked authentication questions (mark if you are on a trusted computer).

After all information has been entered, press the "Save" button.

### Enrollment

**Now select your authentication questions, answers and a confidence word. Each of the three drop-down menus contains eight questions and you MUST SELECT AND ANSWER ALL THREE. Then you must choose a confidence word. These extra validations will ensure you have connected to the authorized online banking site.**

AUTHENTICATION QUESTION 1	What is the name of your first pet? ▼
ANSWER	<input type="text"/>
AUTHENTICATION QUESTION 2	Where did you meet your spouse for the first time? ▼
ANSWER	<input type="text"/>
AUTHENTICATION QUESTION 3	In what year (YYYY) did you graduate from high school? ▼
ANSWER	<input type="text"/>
CONFIDENCE WORD	<input type="text"/>

Remember me on this computer.

<input type="button" value="Save"/>	<input type="button" value="Return"/>
-------------------------------------	---------------------------------------

7. Your questions and confidence word have now been set. Select "Click Here to Login" to proceed to the login page where you will now see your newly chosen confidence word.

**Request Successful. Thank you.**

Your confidence word has been set. Please store in a safe place.

[Click Here to Login](#)


8. You will now be returned to the login page. Verify your confidence word and enter your temporary password (the one sent via email) and press "Login".


**RETURNING MEMBERS**

To enhance the security of your account, we will display a confidence and ask you to enter your password. If the confidence word is not what you selected during enrollment, DO NOT log in and contact Racine immediately to report it.

Confidence Word: **Test**


Password:





**FIRST TIME USERS ENROLL BELOW**

[CLICK HERE OR BELOW!](#)



9. The next step is to select a new password. **Password Requirements: Password must be a minimum of 8 characters in length, contain at least one upper and lower case letter, at least one number, and at least one special character (!,@,#,\$, or %).**

**Your password has expired, you must change it now.**

**Login ID:**  
 ← **Member Number**

**Current Password:**  
 ← **Password Sent to Email**

**New Password:**  
 ← **Create New Password**

**Reenter New Password:**  
 ← **Create New Password**

10. Once you have chosen your new password, the following screen will be displayed for you to set up **Forgot Password Questions**. You can choose to answer **ONE** or more.

**Setup Forgot Password Questions**

There is no record of forgot password questions.

Answer ONE or more of the following questions

What is your mother's maiden name?

What is your birth date (mm/dd/yy)?

What high school did you graduate from?

What is your favorite sports team?

11. Once you have saved your answers, you will be directed to login into your new Online Banking Account!



Home

Accounts

Transfers

Statements

Applications

Services

Mail

Alerts

Logout

Welcome to Online Banking.

Last Login: 1:22 PM EDT June 24, 2016

Last Failed Login: N/A

Account Information

My Accounts	Available Balance:	Current Balance:
Regular Savings		0
Special Shares		0
Other Shares		0

Messages



0 New Messages

Email Address

