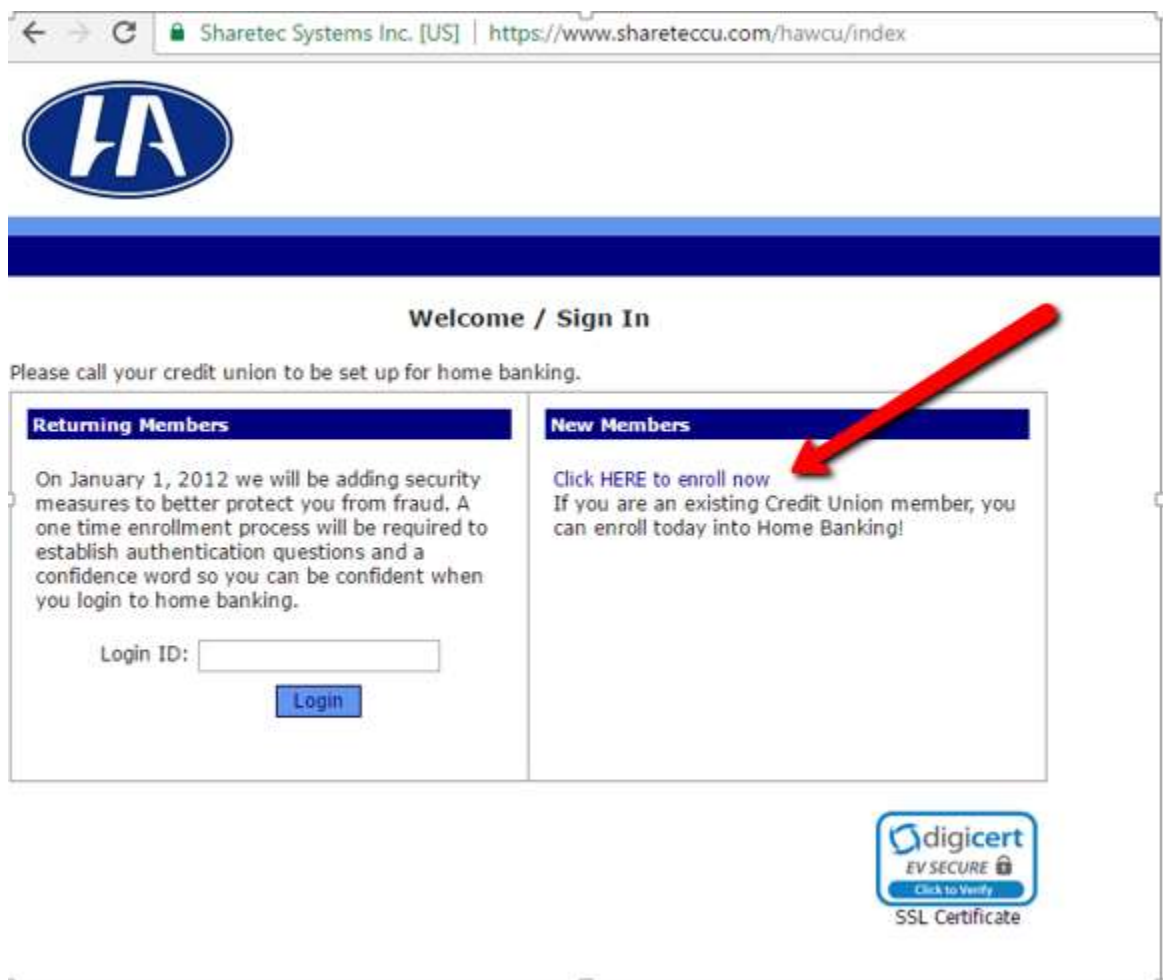


Heights Autoworkers CU Online Banking Walkthrough

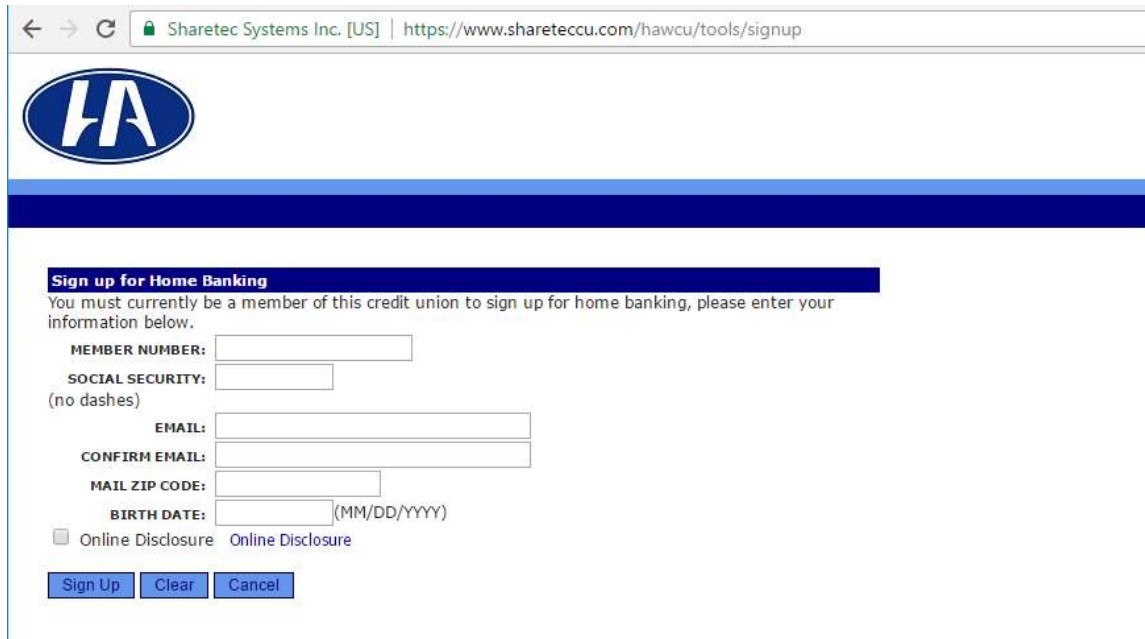
Enrolling in Online Banking for the first time, the following steps will need to be completed:

1. Go to www.hawcu.com or click the link provided on the Credit Union's web page to log into the NEW Online Banking home page.
2. First time users (or members who are new to this Home Banking site) will need to select "Click HERE to enroll now".



3. Enter your member account number and email address. Click the box to acknowledge that you have read and agree to the terms of the Home Banking disclosure. Then click the box labeled "Sign Up".

Heights Autoworkers CU Online Banking Walkthrough



The screenshot shows a web browser window with the URL <https://www.shareteccu.com/hawcu/tools/signup>. The page features the HA logo and a blue header. Below the header, a dark blue bar contains the text "Sign up for Home Banking". The main content area contains the following text and form fields:

You must currently be a member of this credit union to sign up for home banking, please enter your information below.

MEMBER NUMBER:

SOCIAL SECURITY:
(no dashes)

EMAIL:

CONFIRM EMAIL:


MAIL ZIP CODE:

BIRTH DATE: (MM/DD/YYYY)

Online Disclosure Online Disclosure

Buttons:

4. Obtain your temporary password from your email address that you specified in the above screen.



The screenshot shows a web browser window with the URL <https://www.shareteccu.com/hawcu/tools/signup#self>. The page features the HA logo and a blue header. Below the header, a dark blue bar contains the text "Welcome to Home Banking". The main content area contains the following text and a link:

You have successfully registered for Home Banking!

A temporary password has been sent to your email address on file. You will be required to change it at first login.

[Click Here to Login](#)

5. After pressing 'Click Here to Login', a screen will appear for you to enter your Login ID. This is your member account number.



The screenshot shows a login screen with the text "Login ID is your account number." and a black arrow pointing to a text input field labeled "Login ID:". Below the input field is a "Login" button.

Heights Autoworkers CU Online Banking Walkthrough

- You will be prompted to answer a series of three authentication questions and select a "confidence word". This is a word or phrase that will show on your log-in screen to let you know that you have come to the authentic site for Mid-Illini Credit Union's Online Banking. Please note that answers to your authentication questions are case sensitive and you may not answer all of your questions with the same answer.

Remember me on this computer: This should be selected on the primary computer the member will be accessing HB with. If you log-in from another computer, the system will prompt you to answer one of your chosen Authentication Questions to verify your identity. Select "save" when complete.



Enrollment

You must now select your authentication questions and a confidence word. Each of the three drop-down menus contains eight questions and you must select and answer one from each menu. Then you must select a confidence word. These extra validations will ensure you've connected to the authorized home banking site."

AUTHENTICATION QUESTION 1 ▼
ANSWER

AUTHENTICATION QUESTION 2 ▼
ANSWER

AUTHENTICATION QUESTION 3 ▼
ANSWER

CONFIDENCE WORD

Remember me on this computer.

Heights Autoworkers CU Online Banking Walkthrough



Request Successful. Thank you.

Your confidence word has been set. Please store in a safe place.

[Click Here to Login](#)

Select "Click Here to Login,"



Verify Confidence Word and Enter Password

 **Please enter the Login ID name and Password.**

Please call your credit union to be set up for home banking.

Returning Members

To enhance the security of your account we will display a confidence word and ask you to enter your password. If the confidence word is not what you selected during enrollment, DO NOT login and call your credit union immediately to report the incident.

Confidence Word: **bsdc**

Password:

[Forgot Your Password?](#)

New Members

[Click HERE to enroll now](#)

If you are an existing Credit Union member, you can enroll today into Home Banking!



SSL Certificate

After completing Authentication Questions, you will be returned to the login page and verify the Confidence Word.

Heights Autoworkers CU Online Banking Walkthrough

7. Enter the password that you received in your email and then press "Login".

Note: If you did not select "Remember me on this computer" in a previous screen, a Security Check will be performed and you will be prompted to answer one of the questions selected along with inputting your email address:

You are seeing this page because you have not previously used this computer to log into home banking. If this is a new computer, a new browser, or a different computer than the one you enrolled on and you feel it is a safe computer, select "Remember me on this computer".

In what year (YYYY) did you graduate from high school?

Answer

Email Address:

Remember me on this computer.

Login

Return

Click HERE to enroll now

If you are an existing Credit Union member, you can enroll today into Home Banking!

8. The next step is to select a new password. It must be at least 8 characters in length, and must contain 1 capital letter, 1 number and 1 special character (!, @, #, \$, or %).

Your password has expired, you must change it now.

Login ID:

Current Password:

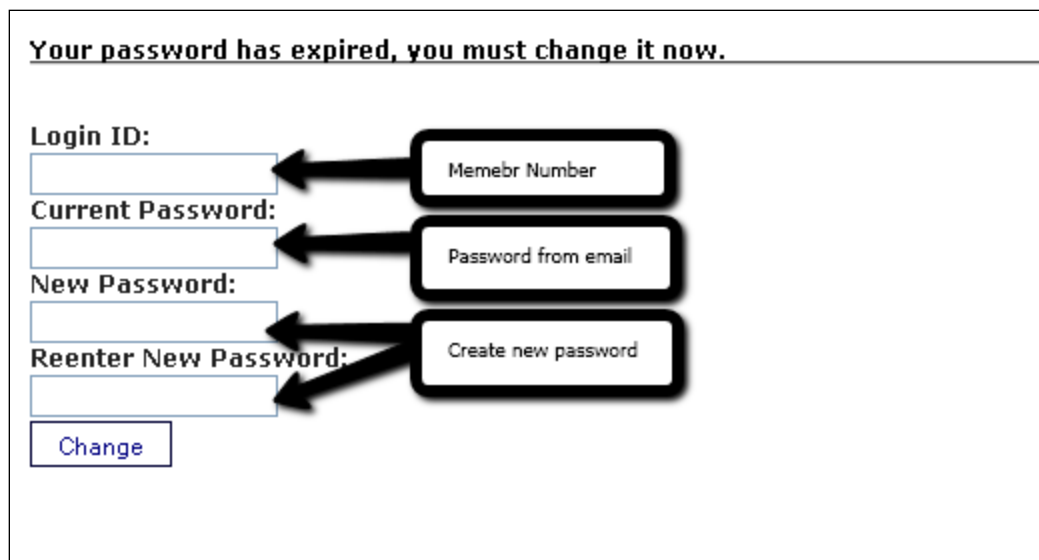
New Password:

Reenter New Password:

Memembr Number

Password from email

Create new password



9. Once you have chosen your new password, the following screen will be displayed for you to set up Forgot Password Questions. Please note that answers to these questions are case sensitive and you may not answer all of your questions with the same answer:

Heights Autoworkers CU Online Banking Walkthrough

Setup Forgot Password Questions

There is no record of forgot password questions.

Answer one or more of the following questions

What is your mother's maiden name?

What is your birth date (mm/dd/yy)?

What high school did you graduate from?

What is your favorite sports team?

10. Once you have saved your answers, you will be directed to your Online Banking Account.

