


Northern Indiana FCU's Step-by-Step Online Banking Walkthrough Guide

When enrolling in Online Banking for the first time, the following steps will need to be completed:

1. Go to the NIFCU's website and click the link provided on the Credit Union's web page to log into the Online Banking site. **Note: Do not use a previously saved favorite or link to get to the new Online Banking site.**
2. Select the "Existing Members, please CLICK HERE to use our New Online Banking Site for the first time" phrase to use the online banking site for the first time.

<p>Member Login</p> <p>Enter your Login ID</p> <p>Login ID: <input type="text"/></p> <p>Login</p>	<p>Enrolling or New Members</p> <p>Existing members, please CLICK HERE to use our New Online Banking Site for the first time.</p> <p>Become a Member and apply for new accounts below!</p> <p></p>
--	---



3. Enter your member number, email address, home phone, and birth date. Read the disclosure, mark the box, and click on "Sign Up".

Sign up for Home Banking

You must currently be a member of this credit union to sign up for home banking, please enter your information below.

MEMBER NUMBER:

EMAIL:

CONFIRM EMAIL:

MAIL ZIP CODE:

HOME PHONE: (555-555-5555)

BIRTH DATE: (MM/DD/YYYY)

I acknowledge I have read and agree to the terms of the [Online Disclosure](#)



4. A Change Login ID screen will then pop up, where you will enter your new Login ID at the top and reenter the new Login ID below. Please be sure to make note of your new Log In ID as you'll need to later in the process.

Change Login ID

Please enter your new Login ID to continue.

Please enter your New Log In ID. Your Log In ID cannot be the same as your Member Number.

Reenter New Login ID:

Save

5. At this point, a temporary password has been sent to the above entered email (you may have to check your spam/junk folder if you can't find it). Press "Click Here to Log In" to advance on.

Welcome to Home Banking


You have successfully registered for Home Banking!

A temporary password has been sent to your email address on file. You will be required to change it at first login.

[Click Here to Login](#)



6. You will be routed back to the main screen. Enter your new Login ID and press the “Login” button.

Member Login	Enrolling or New Members
<p>Enter your Login ID</p> <p>Login ID: <input data-bbox="443 474 730 514" type="text"/></p> <p><input data-bbox="535 531 638 571" type="button" value="Login"/></p>	<p>Existing members, please CLICK HERE to use our New Online Banking Site for the first time.</p> <p>Become a Member and apply for new accounts below!</p> <p></p>



7. You will be prompted to answer a series of three authentication questions and enter a confidence word.

Select your authentication questions, answers, and a confidence word. You **MUST SELECT AND ANSWER ALL THREE**. **Please note that answers to your authentication questions are case sensitive**. Next, choose a confidence word (can be anything you make up). These extra validations will ensure you have connected to the authorized NIFCU Online Banking Site.

Remember me on this computer: If you mark this box, the site will recognize the computer you are using in the future and you will not be asked authentication questions (mark if you are on a trusted computer).

After all information has been entered, press the “Save” button.

Enrollment

Now select your authentication questions, answers and a confidence word. You **MUST SELECT AND ANSWER ALL THREE**. Then you must choose a confidence word. These extra validations will ensure you have connected to the authorized online banking site.

AUTHENTICATION QUESTION 1	What is the name of your first pet? ▾
ANSWER	<input type="text"/>
AUTHENTICATION QUESTION 2	Where did you meet your spouse for the first time? ▾
ANSWER	<input type="text"/>
AUTHENTICATION QUESTION 3	In what year (YYYY) did you graduate from high school? ▾
ANSWER	<input type="text"/>
CONFIDENCE WORD	<input type="text"/>

Remember me on this computer.

8. Your questions and confidence word have now been set. Select “Click Here to Login” to proceed to the login page where you will now see your newly chosen confidence word.


Request Successful. Thank you.

Your confidence word has been set. Please store in a safe place.

[Click Here to Login](#)



9. You will now be returned to the login page. Verify your confidence word and enter your temporary password (the one sent via email) and press "Login".

Member Login	Enrolling or New Members
<p>To enhance the security of your account, we will display a confidence word and ask you to enter your password. If the confidence word is not what you selected during enrollment, DO NOT log in and contact Northern Indiana Federal Credit Union immediately to report it.</p>	<p>Existing members, please CLICK HERE to use our New Online Banking Site for the first time.</p>
<p>Confidence Word: bsdc</p>	<p>Become a Member and apply for new accounts below!</p>
<p>Password: <input type="password"/></p>	
<p><input type="button" value="Login"/> <input type="button" value="Return"/></p>	
<p>Forgot Your Password?</p>	

10. The next step is to select a new password. Please note that the Current Password is the temporary password that was sent to your email. **Password Requirements: Password must be a minimum of 8 characters in length with mixed case letters, contain at least one number, at least one special character, and must be changed if weak.**

Your password has expired, you must change it now.

Login ID:

Current Password:

Minimum 8 characters, one special character, one lower case letter, one upper case letter and one number

Minimum 8 characters, one special character, one lower case letter, one upper case letter and one number



11. Once you change your password and login, you will then be prompted to answer four questions in order to setup the Forgot Password process. These answers will be used to verify your account if you were to ever forgot your password.



**Northern Indiana
Federal Credit Union**

Better banking. Brighter futures.

Home

Accounts

Transfers

Statements

Bill Pay

Applications

Services

Mail

Alerts

Stop Pay

Logout

Setup Forgot Password Questions

There is no record of forgot password questions.

Answer one or more of the following questions

What is your mother's maiden name?

What is your birth date (mm/dd/yy)?

What high school did you graduate from?

What is your favorite sports team?

Save



**Northern Indiana
Federal Credit Union**

Better banking. Brighter futures.

12. Once you have saved your answers, you will be directed to login into your new Online Banking Account!



Northern Indiana Federal Credit Union

Better banking. Brighter futures.

Home

Accounts

Transfers

Bill Pay

Applications

Services

Mail

Alerts

Stop Pay

Logout

Welcome to Online Banking.

Last Login: 8:35 AM CDT August 11, 2020
Last Failed Login: 8:34 AM CDT August 11, 2020

Account Information

My Accounts	Available Balance:	Current Balance:
REGULAR SAVINGS	\$0.00	\$0.00

Messages

 0 New Messages

Email Address

akaufman@bradfordscott.com

Credit Union News

Welcome to Northern Indiana Federal Credit Union's Online Banking & Bill Pay Services! If you have any questions, please call (219) 942-3377.

Be sure to visit our website at www.nfedcu.org for more information about the other outstanding financial services we offer!

Browser Information

This site has been optimized for Internet Explorer, Netscape and Mozilla.



Northern Indiana Federal Credit Union

Better banking. Brighter futures.